

1

**Administrative
Tasks**

2

**Useful
Information**

3

**Contacts and
Links**



Welcome Brochure 2025

International Students
IMT Atlantique Nantes



IMT Atlantique
Bretagne-Pays de la Loire
École Mines-Télécom

1 Visa

BEFORE DEPARTURE

You should have already registered on CampusFrance in your country in the aim of obtaining the short stay visa (type C), which allows you to stay in France up to 3 months.

UPON ARRIVAL

Within those 3 months, you have to do administrative formalities in order to obtain the visa VLS-TS (type D), which will allow you to stay in France up to 1 year or to obtain the residence permit.

Documents needed

Passport, photos, admin fees, proof of resources, IMT Admission Letter...

1 CVEC

Each student must obtain, **prior to school registration**, a certificate of payment or exemption from payment of the Student Life and Campus Contribution (CVEC).



103 €



Procedures on [this link](#)

1 Bank account

It is important to open an account in a French bank, specially for bureaucracies.

Compare different banks while being careful on if there are withdrawal costs, if you can make international transfers, if there is a welcome bonus etc.

Some options: [BNP Paribas](#), [Société Générale](#), [Boursorama](#).

Go to an agency of the bank of your choice with your passport, an accomodation certificate and your student card.

You will get a credit card and a RIB, useful to receive transfers and set automatic debits.

1 Health Insurance

You need to register on the French social security (Amelie). It is **FREE** and will pay for a part of your medical expenses.



Registration on [this link](#)

Documents needed

Passport, visa, tuition certificate, IBAN or RIB, vital records document (e.g. birth certificate)

Social Security Number

You will get a temporary social security number, and later, a definitive one. You can then ask for your “Carte Vitale”.

1 Accomodation financial aid

You can benefit from a financial aid to pay your rent.

Ask for it on the CAF website on [this link](#).

Click on “Faire la demande” and fill the asked fields.

Make sure to do it as soon as you arrive.!



1 Liability Insurance

You need to subscribe to the liability insurance (Assurance Responsabilité Civile).

You are covered if you cause damage to others or to equipment in your school or during an internship.



~20€/year

Some options: Macif, Smerra, Smeno, Maif, Yvon, Cardif

These insurance companies propose different schemes which can also include other categories of guarantee.

2 Coming from abroad

From Nantes Airport

- Shuttle bus to Nantes downtown (10€)

From Nantes Train Station

- Tram T1 from Gare Nord until Beaujoire
- Bus C6 from Beaujoire until Chantrerie
- ~ 40 min, 1.80€

From Paris - CDG Airport

- Train (TGV) from the airport's station.
- 3 ~ 4 hours, 40 ~ 80 €

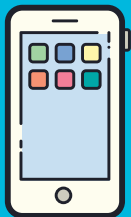
From Paris - ORY Airport

- Subway M4 to Montparnasse-Bienvenue (13€).
- Train (TGV) from Gare Montparnasse.
- 2 ~ 3 hours, 20 ~ 50 €



1 hour ticket: **1.8€**

10 tickets: **10€**



Download the **Naolib** app, where you can buy e-tickets, search for routes and check timetables.

2 Transport in Nantes

The main places in downtown Nantes are served by the bus line C6.

Don't forget to validate your e-tickets before hoping on a bus to avoid getting fined.

TAN Public transport (except airport shuttle bus) is **FREE on weekends!**



Doctolib

Link to find a doctor. You can search by name, location, specialty...

SOS Médecins (on appointment)



02 40 50 30 30

Emergency number



15 or 112

2

Healthcare

SUMPPS (Nantes Université)

- 110, bd Michelet BP.32238
- 44322 NANTES Cedex 3
- 02 40 37 10 50
- Link for reservation [here](#)
- Bus 75 to Ecole Centrale-Audencia
- Tramway T2 until Michelet
- - 25 min

2

Supermarkets

Intermarché St Joseph de Porterie

- Bus C6 or 75 to St. Joseph de Porterie (~10 min)
- ~ 5 minute walk

Carrefour Beaujoire

- Bus C6 or 75 to Beaujoire (~20 min)
- ~15 minute walk

E.Leclerc Nantes Paridis

- Bus C6 to Beaujoire (~20 min)
- Tramway T1 to Haluchère (~ 5 min)
- ~ 5 minute walk

Intermarché Eraudière

- Bus C6 to Keren (~25 min)
- No walk!

2 Mobile phone plan

Common Mobile Operators

Orange, Red by SFR, Free, Bouygues, LycaMobile...

Procedures

The procedures are simple and the subscription can often be done online. Chose the best plan according to your personal use preferences.

On campus (excluding MDE) you can use the **free internet** network *Eduroam*.

Pay attention if your subscription requires commitment or not.



5~15€/month

2 Campus life: Restaurant

Cafeteria

Complete meal for **3.8€**

Lunch: 11:30 am - 1:45 pm

Diner: 6:30 pm - 7:45 pm

Closed on Friday evenings, weekends and holidays.

Snack Shop

Croissants, coffee, donuts...

8:00 am - 4:30 pm

Inside the school, only on weekdays.

Payment with your student card

Recharge by card or cash at the Cafeteria or Snack Shop. See the daily menu [here](#).

2 Maison des Elèves (MDE)

The main lifespace of students, where parties and other activities take place. There is a bar where you can buy drinks, a billiard table and a baby-foot on the mezzanine.

Receiving letters and packages

Mailboxes are located under the MDE, to the right of the trash containers. For bulkier packages, the MDE staff will keep them on the upper floor.

Opening hours:

9 am - 12 pm

2 pm - 4 pm

2 Sport

Gymnasium

You can use the court whenever you want (outside of lessons and trainings). Some materials (balls, jerseys) are available.

You can also use the gym in the upper floor. Access it using your student badge.

There is also a tennis court and a multisport field located in the direction of the Chantrerie park.

Many group practices are organised by the Sports Association (BDS).

Opening hours
8 am - 10 pm

2 Laundry

The laundry is located under the MDE, behind the mailboxes.



2€ for a washing cycle (37 min)

1€ for a drying cycle (40 min)


Don't forget your own laundry detergent!

Payment

There's a payment terminal to pay with credit card, or use the app *Monyx*. A few machines accept coins.

Check which machines are available on [this site](#).

2 Miscellaneous



Printer

You can use the printer located in CARAE (documentation center inside the school) with your student card. Upload your files on [this site](#) while connected to Eduroam.



Trash

Please sort your waste between recyclable (yellow containers) and others (blue containers).

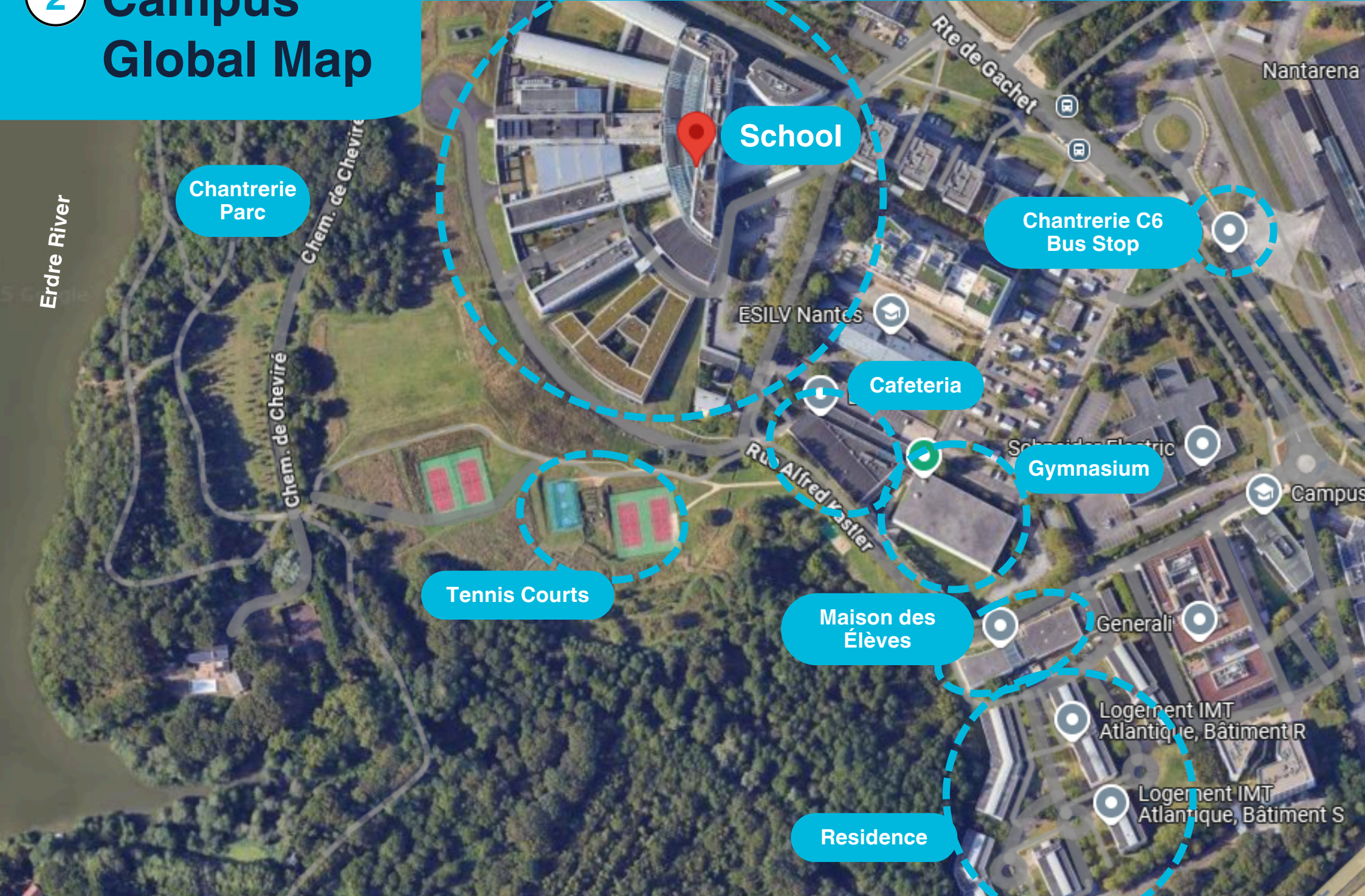


Bike room

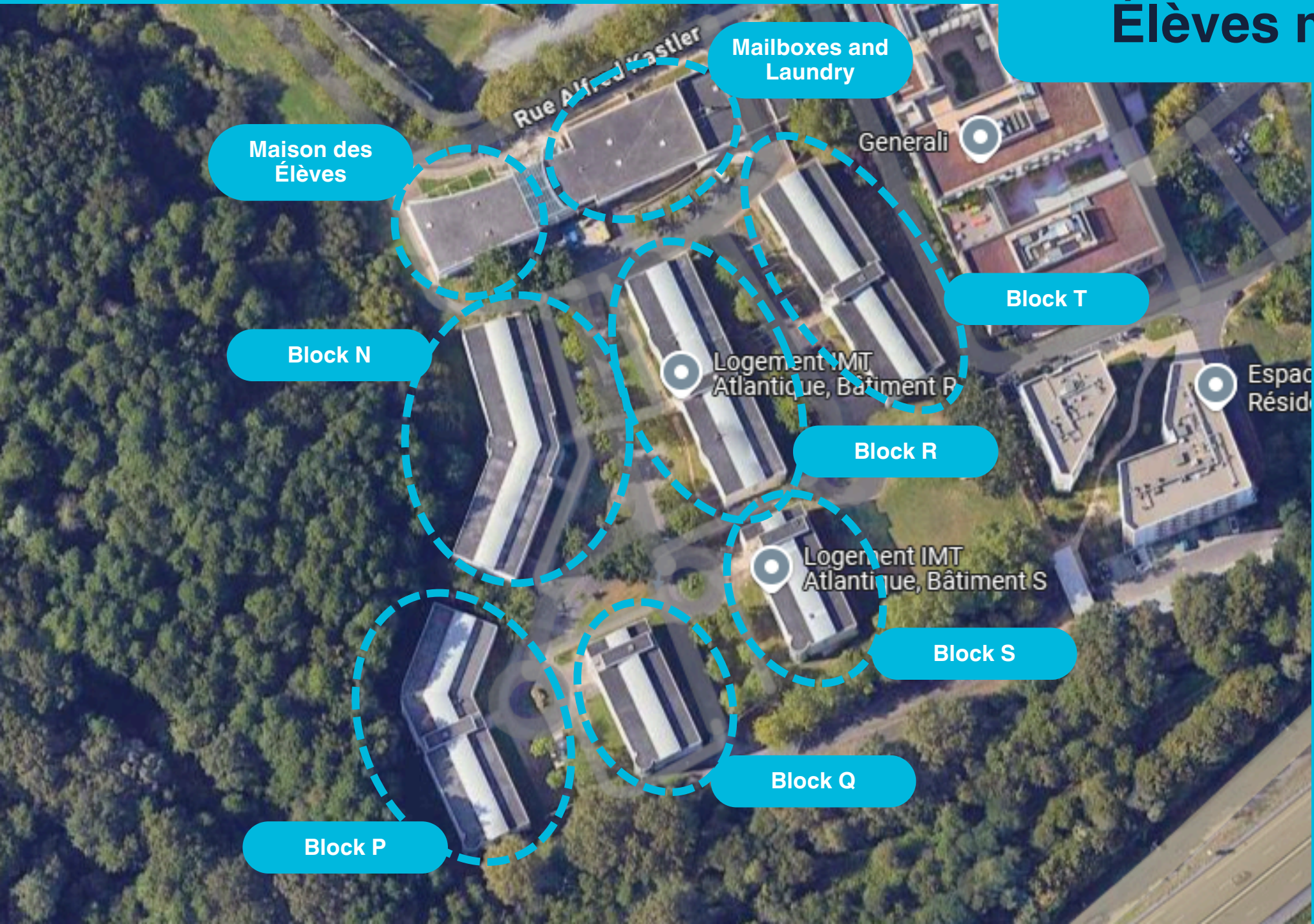
If you have a bicycle, ask the person in charge of the MDE for the key to the bike room.

2

Campus Global Map



2 Maison des Étèves map



3 School administration staff

In charge of the MDE affairs:

- Pierre Salmon
- Claire Bonnet
- Benoît Querniard

3 Student Associations

- BDE (Students' office).
- BDS (Sports office).
- BDA (Arts office).
- BDD (Sustainable development).

International Students' Association (BDI)

President: Leandro Punzano
Vice-president: Uribel Grisales
Treasurer: Manne Kitsoukou
Secretary: Daniela Arias



Instagram Page



WhatsApp Group

3 Other Useful Contacts

Emergency numbers

- Police: 17. Firefighters: 18.
- For students in psychological distress: 3114. Consultations with the Nantes Université Health Center are possible on this link.

- **School security:** 0601303851 (available 24/7)
- **Sexist and sexual violence:**
Means are deployed to help victims. Send a message on this link or a mail to *cellule-vss@imt-atlantique.fr*

Finally, here are some apps not to be missed!

Transportation



Citymapper



IDF Mobilité



Bolt



Flixbus



SNCF connect



Naolib

Health Insurance for international students in Europe



MySwisscare

Money Transfer



Wise

Medical Appointments



Doctolib

Administrative Procedures



CAF - mon compte